



Shopping Time Inc.

403-ho, Oksan Building, Joongdae-ro, Songpa-gu, Seoul

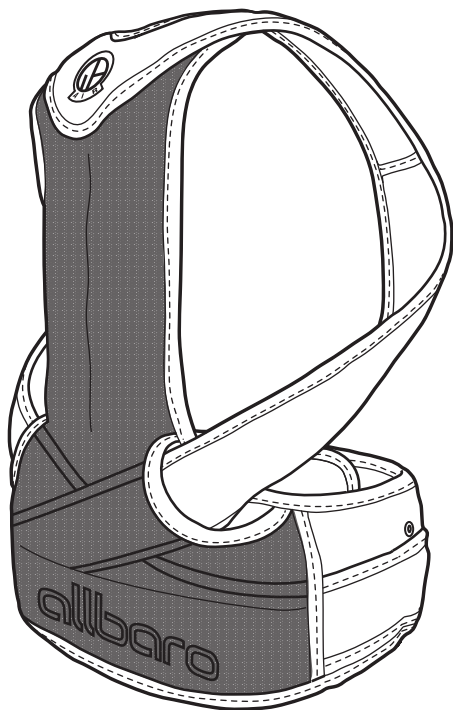
TEL : 1599 - 0831 **FAX :** 070 - 4009 - 5242

e-mail : help@sptime.co.kr

www.allbaroair.com



Allbaro Air Operation Manual



Hold yourself high

Contents

Product Description _____	02
Safety Precautions _____	02-03
How to Wear the Product _____	04-05
Product Build and Part Identification / Product Sizes _____	06
Caring for and Storing Your Allbaro Air / Quality Assurance Certificate _____	07

Product Description

- Product Name** Allbaro Air Posture Correction Band/Allbaro Air Portable Band
- Model Name** ABAIR-001 / ABCOM-001
- Performance and Use** Refer to the operation manual
- Package Unit** 1BOX
- Product Purpose** Band corrects posture through use of air pressure

Safety Precautions


◆ About these instructions

- For your safety and prior to product use, please review any and all instructions, precautions, and warnings to prevent potential bodily and property damage through improper use, storage, or maintenance.
- Risks are categorized into four sections according to potential risk and dangers caused by improper use, storage, or maintenance.

Cleaning, Storing, and Managing Your Allbaro Air

How to wash

- Lightly hand wash product on its own in lukewarm water below 30°C (86°F) using a neutral detergent.
- Do not soak in water or expose to excess moisture extended periods of time.
- Do not soak in water or expose to excess moisture for long periods of time.
- Avoid hot water to prevent warping or other damage to the product.
- Air dry; do not use dryers or expose to heat.



Storage and management

- Attach and secure Velcro straps in their respective positions prior to storage.
- Dry product thoroughly after use and before storing.
- Store product in a clean, dry area with adequate ventilation, with low humidity and out of direct sunlight.
- Dry thoroughly after washing product.
- Do not store near sharp objects or firearm.
- Do not over-fold or apply excess weight to the product.

Quality Assurance Certificate

- The Allbaro Air posture correction band has undergone rigorous quality control and inspection.
- Purchase of the Allbaro Air posture correction band includes free return of the product for defects up to 6 months from date of original purchase. This provision does not apply to damage or defects caused by consumer negligence.
- Provide warranty (Quality Assurance Certificate) when requesting A/S (after-sale maintenance).
- This warranty is valid only domestically and will not be reissued. Please store this Certificate in a safe, easily accessible place.
- In the event of a defect, please contact our Shopping Time Call Center [1599-0831].

Product Name	Allbaro Air posture correction band Allbaro Air portable band	Warranty Period	6 months from the date of purchase
Model Name	ABAIR-001 / ABCOM-001	Purchase Price	
Purchase Date	Year M D	Purchase Location	

Purchase Location	Name	Contact Info
	Address	

Salesperson : Shopping Time Inc.

403-ho, Oksan building, 10, Jungdae-ro 12-gil, Songpa-gu, Seoul

TEL : 1599 - 0831

FAX : 070 - 4009 - 5242

e-mail : help@sptime.co.kr

www.allbaroair.com



WARNING Contents that are expected to result in death or serious injury when disregarded and misused.



PROHIBITED Prohibited actions reasonably expected to result in injury and/or product damage.



CAUTION Contents that are expected to result in injury and property damage when disregarded and misused.



MUST FOLLOW A must follow matter. Contents that must be followed to prevent product damage and effective use.



WARNING

- Consult with your doctor or a medical professional prior to use if you have health problems or currently receive medical care.
- Immediately discontinue use of this product and seek medical care if you experience any physical injury, pain, or discomfort while using this product.
- Excessive tightening may interfere with blood flow.
- Do not disassemble or modify the product. Any unauthorized alteration of the product can result in serious injury or death.
- Do not connect other instruments, devices, or objects to the product or use the product for purposes other than intended.
- Do not use while sleeping.



CAUTION / MUST FOLLOW

- Ensure that there are no problems (including, but not limited to, injury, pain, or discomfort) around the waist and shoulders before and after using the product.
- Contact your doctor or seek medical care if you experience any problems while using the product, contact your doctor.
- Avoid direct sunlight when storing the product and keep it in a dry, well-ventilated area.
- Do not make store near or allow contact with sharp objects, including, but not limited to, blades, scissors, or needles.
- Do not enter the water while wearing the product. Do not exposure yourself or the product to extreme air pressure change while wearing the product, including, but not limited to, riding on a rollercoaster.
- Do not apply pressure to the product or subject the product to heavy objects.
- Wear the product over a thin layer of clothing. Do not use or wear the product directly on the skin.



PROHIBITED

- Wear the product other than as directed on shoulders, waist, and back is strictly prohibited, and can result in potential harm and physical restriction.
- Individuals with surgically or non-surgically inserted objects or equipment, including, but not limited to, pins, artificial joints, silicon, BIS, and other artificial equipment, are strictly prohibited from using the product.
- If you have a disease or wound, familiarize yourself with the following information and consult with a doctor prior to product use:

[Those who have the following issues should avoid using]

Atopic dermatitis / prone to excessive allergic reactions / pregnant / currently take certain prescribed medicines, such as sleeping pills / use alcohol / deemed unfit for use of this product by their doctor.

[General Issues]

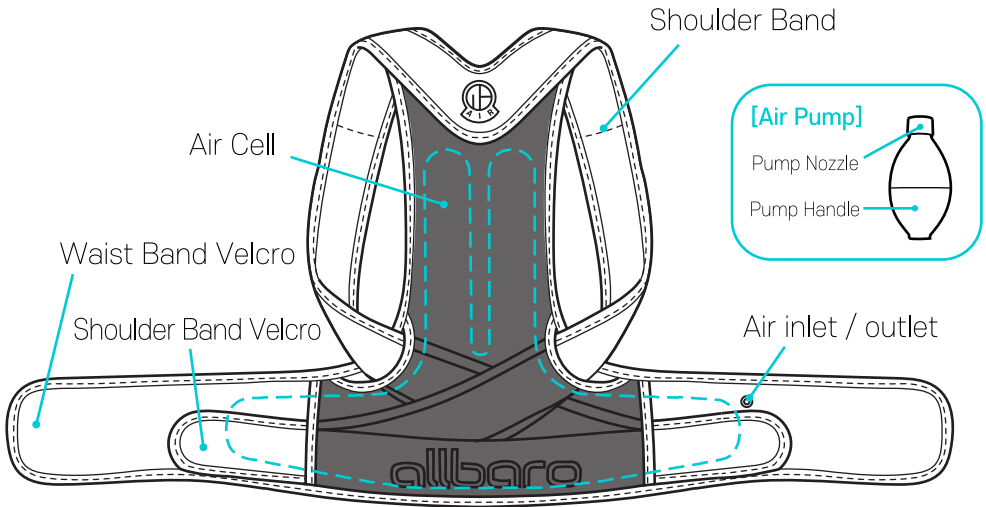
Using this product on areas of the body other than as intended and instructed, or locations of orthopedic surgery, pain, perceptual impairment, injury, burns, dermatitis resulted from disease, cosmetics, heat, itching, physical stimulation, or other causes, acne, oozing wounds, inflammation, or other physical conditions or injuries is strictly prohibited.

[Other Prohibitions]

- Immediately discontinue use of the product and consult with your doctor or a medical provider should any physical problems occur while using the product.
- Immediately discontinue product use and consult with your doctor or a medical provider if you experience redness, itchiness, or rashes during product use.
- Do not use while using other equipment or taking medications.
- Do not use product for purposes other than intended or as instructed.

Product Build and Part Identification

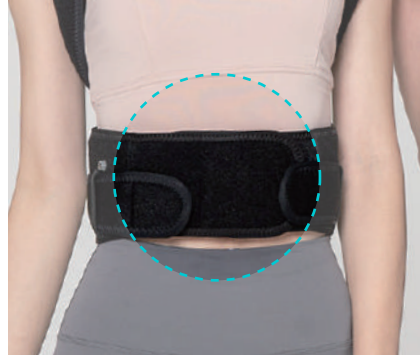
Main Product



Product Size Table

Size	Waist Sizes (inches)
S (Jr)	23 - 27
M	27 - 31
L	31 - 35
XL	35 - 40
XXL	40 - 44

● Examples of Incorrect Wear and Use



※ Pull waistband down as low as possible and wrap completely around your waist. This prevents the shoulder bands from lifting off your shoulders.

How to wear Allbaro Portable



1. Loosen the strap and attach the Velcro.



2. Put the product on over your shoulders, much like a backpack.



3. Pull the back straps to personalize your fit.



4. Attach and secure Velcro shoulder straps.

How to wear Allbaro Air



1. Pull Allbaro Air over your shoulders, much like a backpack.



2. Pull down on the waistband to ensure a snug, comfortable fit.



3. Wrap waistband entirely around your waist, keeping it low, and secure Velcro straps.



4. Adjust shoulder straps and secure Velcro for comfortable fit.



5. Attach the hand pump and turn to secure, and squeeze to insert air.



6. When removing Allbaro Air, press the metal air outlet button with the tip of your finger to discharge air.



※ Turn the air pump clockwise when attaching the pump to the air inlet.



※ Air inlet and air pump should be lined up horizontally to insert air.